



2008-2009 GMT Quarterly Report for District (or Undistricted) **District 39 E**



GMT: **PAT DIMOND**

Location: **IDAHO**

GMT CA: **1 & 2**

CLUBS

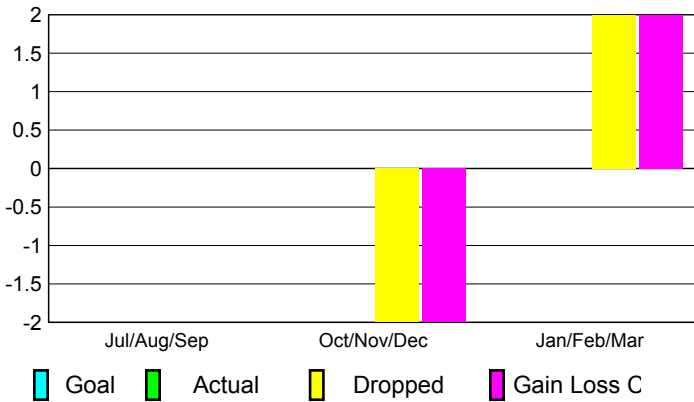
Club Results 2008-2009

Clubs 2007-2008

| Month | New Club | Actual New | Actual Dropped | Gain/Loss of | Gain/Loss of |
|---------------|----------|------------|----------------|--------------|--------------|
| | Goal | Clubs | Clubs | Clubs | Clubs |
| Jul/Aug/Sep | 0 | 0 | 0 | 0 | 0 |
| Oct/Nov/Dec | 0 | 0 | -2 | -2 | -1 |
| Jan/Feb/Mar | 0 | 0 | 2 | 2 | 1 |
| Totals | 0 | 0 | 0 | 0 | 0 |

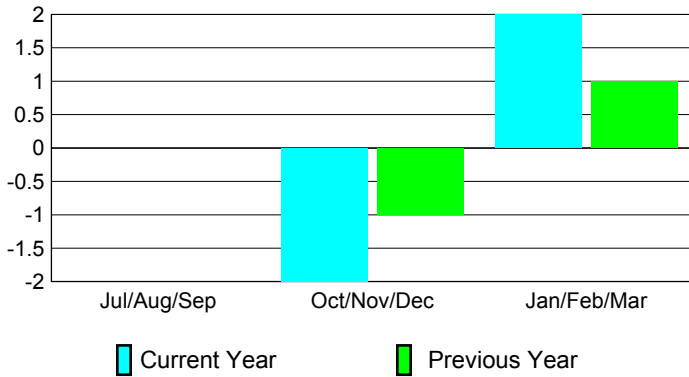
Club Results 2008-2009

Goal, New, Dropped, Gain/Loss



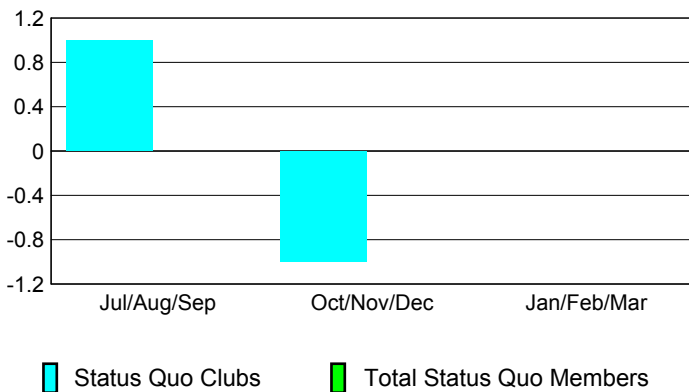
Comparison of Club Gain/Loss

Current Year Compared to the Previous Year



YTD Status Quo Clubs 2008-2009

Status Quo Clubs Compared to Status Quo Members



MEMBERSHIP

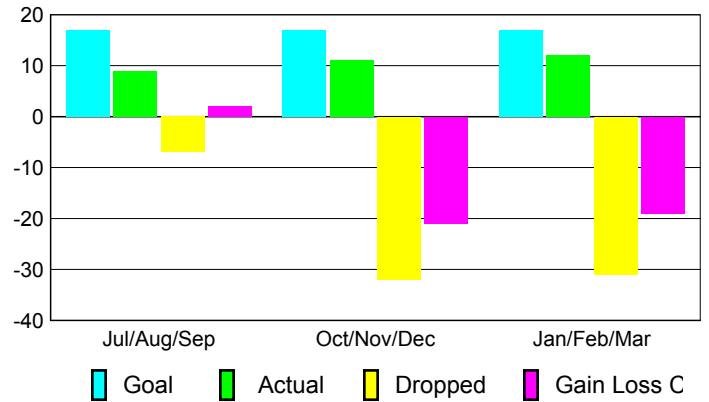
Membership Results 2008-2009

Membership 2007-2008

| Month | Net Memb | Actual New | Actual Dropped | Gain/Loss of | Gain/Loss of |
|---------------|-----------|------------|----------------|--------------|--------------|
| | Goal | Memb | Memb | Memb | Memb |
| Jul/Aug/Sep | 17 | 9 | -7 | 2 | -8 |
| Oct/Nov/Dec | 17 | 11 | -32 | -21 | -10 |
| Jan/Feb/Mar | 17 | 12 | -31 | -19 | 6 |
| Totals | 51 | 32 | -70 | -38 | -12 |

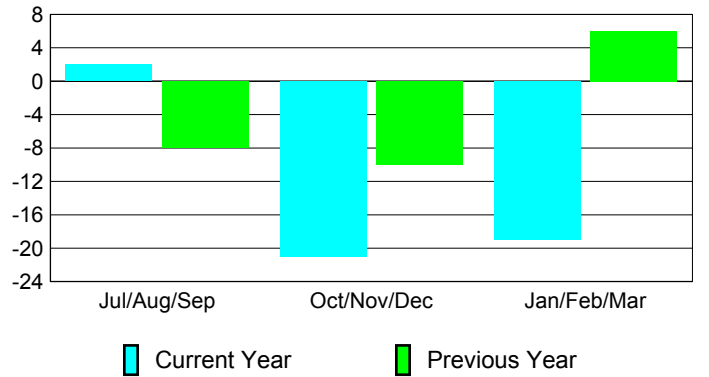
Membership Results 2008-2009

Goal, New, Dropped, Gain/Loss



Comparison of Membership Gain/Loss

Current Year Compared to the Previous Year



Gender Comparison 2008-2009

